



10 STEPS TO GRANT SUCCESS



Boxlight Grant Assistance Program
helps with:

- * Building ROMs
- * Finding Grants
- * Creating Abstracts
- * Managing Roll Outs

WHO'S THE PM? 1



DESIGNATE THE PROJECT MANAGER

Stay on schedule and keep the initiative moving forward.

DEFINE YOUR GOALS 2



CONSIDER

Decide what you want to accomplish and what tools are needed.

BUILD A ROM 3

Work with a Boxlight Rep to create a Rough Order of Magnitude Quote*

*If you have needs in other areas outside of Boxlight solutions, we can help too.

APPLY ONLINE 6

APPLY FOR A GRANT

Applications are available online at Grants.gov, Sam.gov, JustGrants.gov, DOE.gov, etc.

CREATE AN ABSTRACT 5

MATCH GRANT WITH YOUR NEEDS



Work with a Boxlight Grant Specialist to describe how solutions align.

FIND A GRANT 4

MATCH THE COST & THE CONCEPT



A Boxlight Grant Specialist will help you find the right grant to meet your needs.

WAIT 7

Awards announced from 1 to 6 months after applying.

WIN!! 8

ACCEPT & KICK OFF



FOLLOW SCHEDULE 9

MANAGE

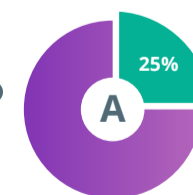
Work with PM and Boxlight Grant Specialist on a roll out schedule.



REPORT 10

SHARE OUTCOMES

Release quarterly, yearly, and final finance results.



SUCCESS!!
You have the right tools to reach your goals.